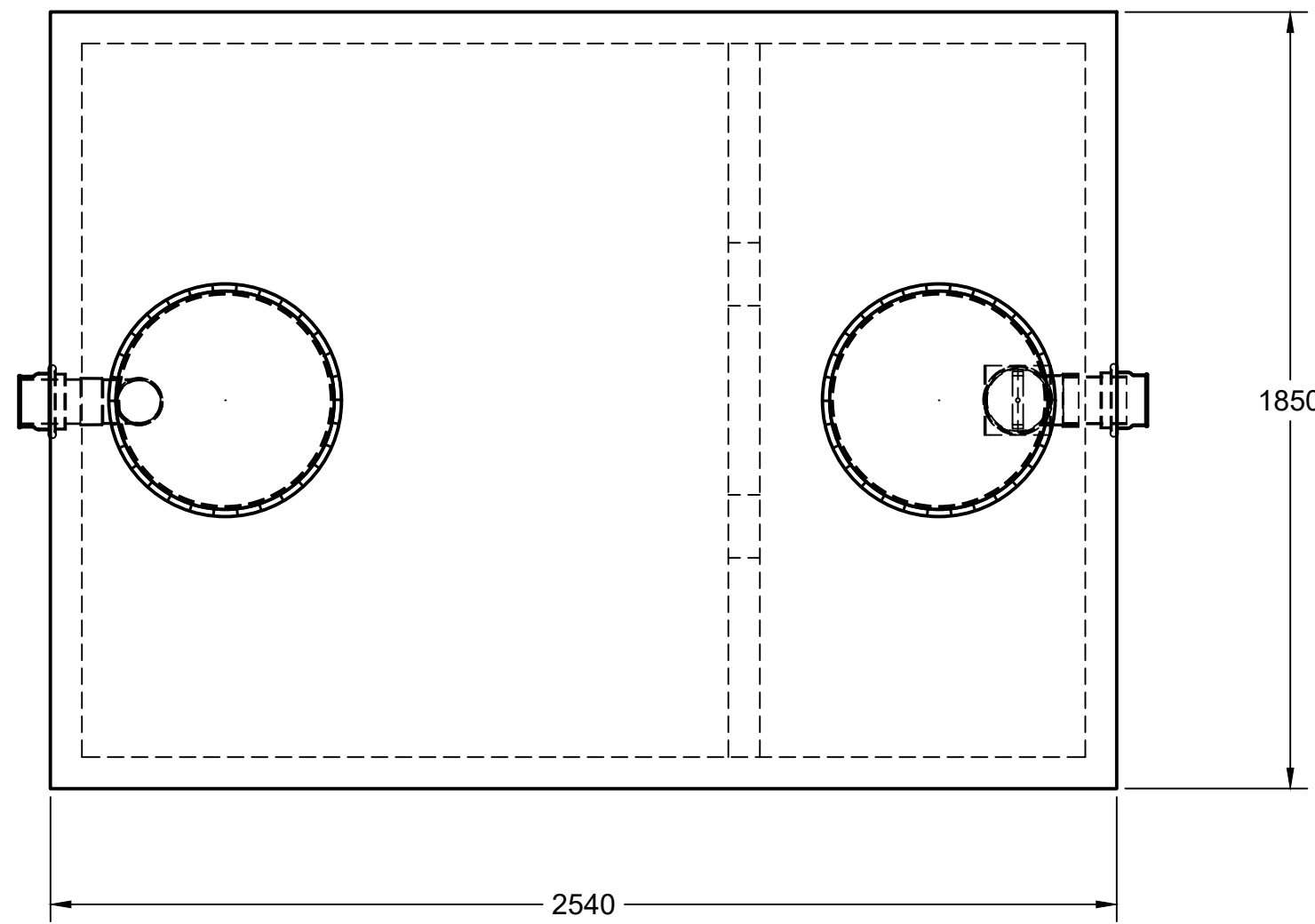


4

3

2

1



WORKING VOLUME: 3600L
 TOTAL VOLUME: 4500L

CONCRETE:
 32MPa w/ 5-8% Air Entrainment
 Non-sulphate resistant

REINFORCING:
 Lid - 10M bar at 375mm O/C E/W
 Tank body - 10M bar at 600mm O/C E/W

WEIGHT:
 TOP SECTION: 1050kgs
 BOTTOM SECTION: 3200kgs


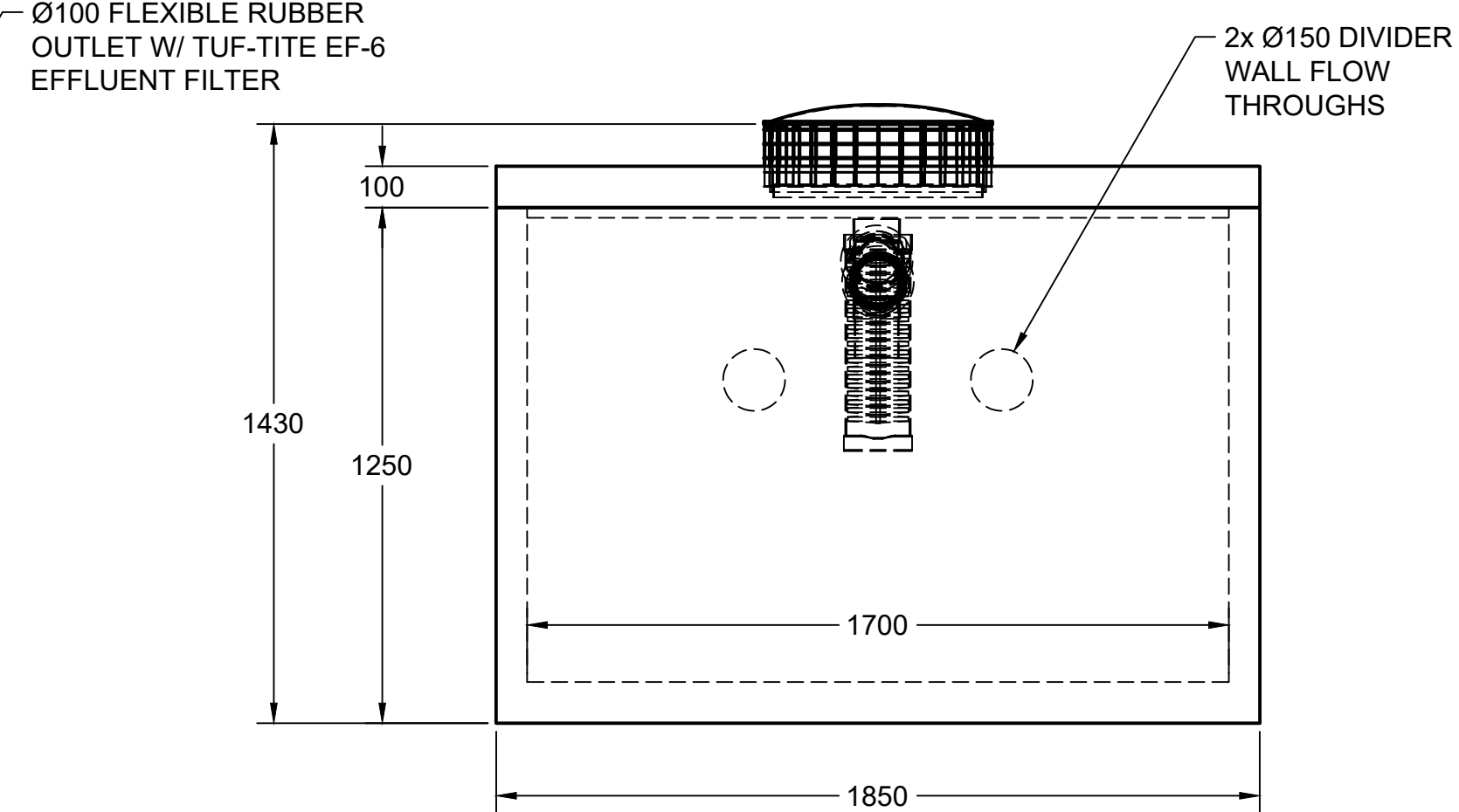
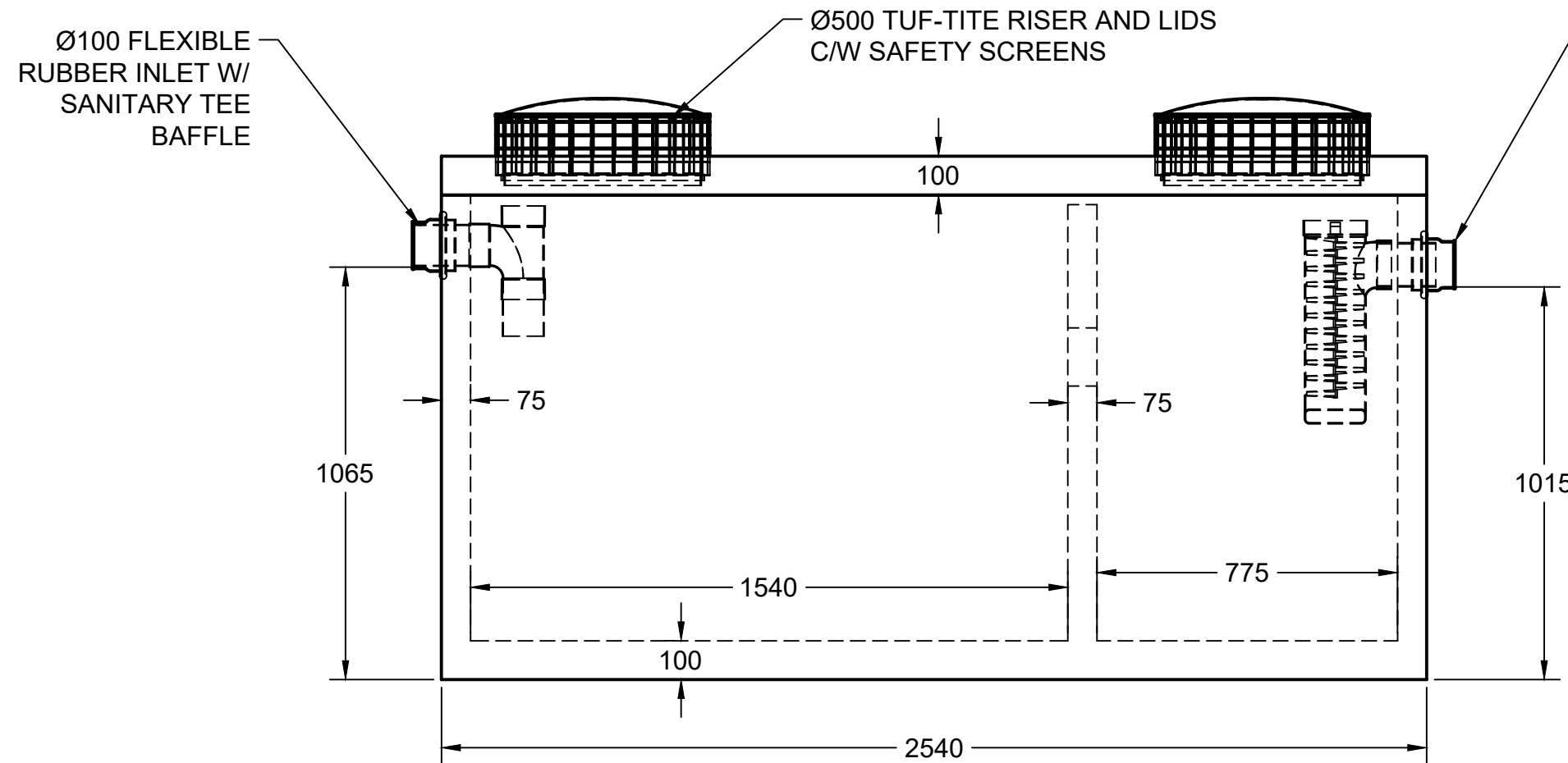
MAX BURIAL DEPTH: 1200mm Non-Vehicular Area

WATER TIGHTNESS:
 1x row 3/4" Butyl mastic between sections.
 Sealant applied in factory according to manufacturers recommended method.

PIPE / WALL CONNECTIONS:
 100mm flexible watertight rubber seals integrally cast in concrete.
 INLET: Sanitary T-Wye Baffle Extending 150mm below Liquid
 OUTLET: Tuf-Tite EF6 Effluent Filter

ACCESS OPENINGS:
 Tuf-Tite 500Ø Risers and Lids.
 Contact us for additional options

CONFORMS TO CSA STANDARD B66-20



5450 Cuddy St Osgoode, ON K0A 2W0
 tel: (613) 826.2318 fax: (613) 826.3679
 toll free: 888.846.6664
 website: www.boydbrosconcrete.ca
 email: info@boydbrosconcrete.ca

PROJECT
BOYD BROS CONCRETE

TITLE
3600 Low-Boy Septic Tank

DRAWN Rob Sanna 2022-11-08 APPROVED

SIZE	DWG NAME	REV
C	3600Low	7

SCALE 1:16 WEIGHT 4230kgs SHEET 1/1

4

3

2

1

D

D

C

C

B

B

A

A